

**In this issue...**

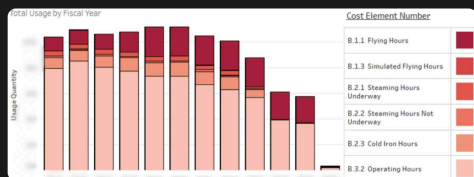
**What's New in EVAMOSC?**

- New Dashboards:
  - Combined DoD System Utilization Dashboard
  - CARD Quantities and O&S Time Phased Dashboard
  - Escalation Dashboard
  - Manpower Data Workbook
  - Average Weapon System Unit Cost & Utilization Data Workbook
- Data Directory Updates
- Virtual Office Hours Changes
- Looking Ahead: What's next for EVAMOSC?

**||| New Dashboards**

**Combined DoD System Utilization Dashboard**

Are you wondering how weapon system usage varies across different services, commands, or programs? We are proud to announce our new Combined DoD System Utilization Dashboard that provides visibility into weapon system utilization by FY. This dashboard provides insight into the usage of different weapon systems for Army, Marine Corps and Navy. With this dashboard, you can analyze usage trends over time, broken down by fiscal year (FY) and period to help you understand the financial implications of weapon system utilization.



▲ Snapshot of the Combined DoD System Utilization dashboard.

Analyst can utilize the standardized filter selections to drill down into the data based on their interest and usage unit of measure criteria (each, gallons, hours or miles) to get utilization data by military organization structure (i.e., Major Command, Program, Component) by FY. If analyst desire a more granular level of detail, we've got you covered. The detailed query allows analyst to drill down further into the data and exposing usage detail by period, FY and unit

identification code (UIC) providing visibility of the military units across the services where sustainment activities are being conducted and costs are being incurred.

Log in to [EVAMOSC](#) today and explore DoD's most comprehensive set of non-cost system utilization data for Army, USMC and Navy consisting of system utilization over time and by unit. This data has proven to be beneficial in developing cost estimating relationships & increases the robustness of cost estimates.

**CARD Quantities and O&S Time Phased Dashboard**

Recently we introduced the all-new Cost Analysis Requirements Description (CARD) Workbook, specifically designed to assist cost analysts with developing the electronic CARD (eCARD). The workbook provides O&S metrics useful for describing key sustainment and operational characteristics of a program, along with the O&S cost detail required by the eCARD format.

An additional dashboard has been added to the CARD workbook. The CARD Quantities and O&S Time Phased dashboard contains non-cost data, by FY, for a given weapon system program.

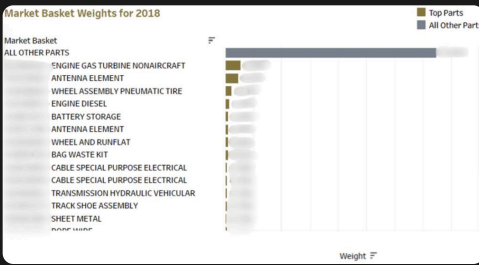
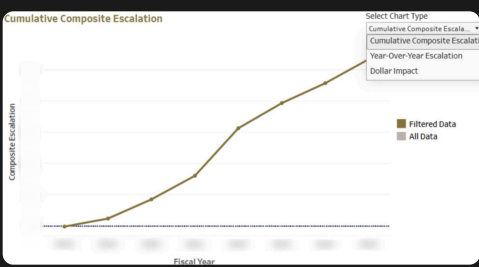
Check out the other CARD workbooks where we offer time-phased manpower headcounts, along with in depth data on consumables and line replaceable units (LRUs).

**Escalation Dashboard**

EVAMOSC provides data and analytical dashboards focused on decision support and the new Escalation Dashboard is major step in that direction. The cost to maintain and sustain military weapon systems are consistently on the rise, understanding the key contributors to cost hikes is critical information to support budget planning and readiness. The new Escalation Dashboard is designed to give analyst insight and isolate the exact parts contributing to escalation.

The Escalation Dashboard provides a chart displaying the Cumulative Composite Escalation, with options to view Year-Over-Year Escalation and Dollar Impact. Analysts can utilize this dashboard to calculate actual escalation rates for the user's selected weapon system, program, or a specific group of related replacement parts known as a "market basket." Additionally, analysts can view the replacement parts with the highest contribution to Escalation.

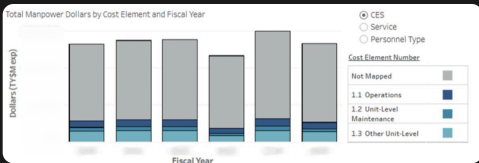
With the Escalation Dashboard, you can understand price trends for critical maintenance parts to anticipate future cost increases and drill-down to identify the specific replacement parts driving the largest cost increases. Users can analyze escalation trends by Service, Program, Fiscal Year (FY), and more.



▲ Snapshot from the Escalation Workbook

## Manpower Data Workbook

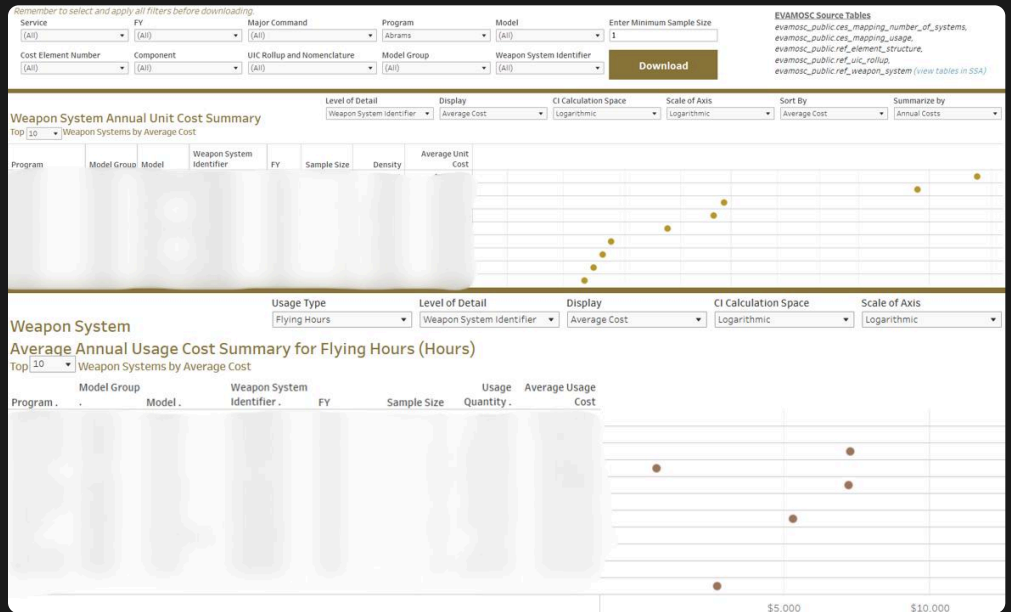
Gain an understanding of military and civilian manpower spending with our new Manpower Data Workbook. The workbook features dedicated dashboards for Military, Civilian, and combined Manpower data, providing breakdowns by service, weapon system, and FY. Analyst can use this data to understand manpower costs and identify cost drivers by grade, rank, or job code.



▲ Snapshot from the Manpower Data Workbook

## Average Weapon System Unit Cost & Utilization Data Workbook

Stop wasting time on manual data prep and start analyzing with our new Average Weapon System Unit Cost & Utilization Workbook. The workbook automatically aligns costs, system quantities, and usage data across weapon system hierarchies, providing data-rich metrics derived from actual sustainment data. With this dashboard, you can see the recurring cost of weapon system usage, broken down by Service, Program, Model, and FY. Start analyzing costs and making informed decisions today.



▲ Snapshot from the Average Weapon System Unit Cost & Utilization Data Workbook

## Virtual Office Hours & Data Directory

### Virtual Office Hours Changes

Want to stay ahead of the curve and maximize the power of EVAMOSC? We're changing up our Virtual Office Hours to keep you informed about the latest features and dashboards! The EVAMOSC Virtual Office Hours will continue to take place every other Tuesday. Starting in January 2026 the first session of each month will be dedicated to demonstrating new capabilities, features and datasets published to EVAMOSC. These demo sessions are a fantastic opportunity to see firsthand how the new features and tools work. We'll walk through practical examples and answer your questions, so you can confidently incorporate the latest innovations into your workflow.

To protect data integrity, these specialized demo sessions will be exclusively for users with approved EVAMOSC accounts. However, remaining Virtual Office Hours during the month will continue to be open to all users for general questions and support.

### Data Directory Changes and Improvements

We've enhanced the EVAMOSC Data Directory to streamline your access to our growing collection of dashboards and data. Navigating through multiple dashboards is now easier than ever, as the directory clearly displays all dashboards included within a specific workbook.

We've also optimized the column layouts and content presentation to better showcase expanded dashboard information, resulting in a more intuitive and user-friendly experience overall.

We've enhanced the EVAMOSC Data Directory to streamline your access to our growing collection of dashboards and data. Navigating through multiple dashboards is now easier than ever, as the directory clearly displays all dashboards included within a specific workbook. We've also optimized the column layouts and content presentation to better showcase expanded dashboard information, resulting in a more intuitive and user-friendly experience overall.

In addition to the improved directory, we're introducing new Navigation Pages, like the CES 3.0 Maintenance Navigation page.

These pages act as central hubs, consolidating all dashboards related to a specific workbook into one convenient location. They also provide essential data caveats and qualifiers specific to that workbook, ensuring you understand the context and limitations of the data. To further simplify your experience, Navigation Pages offer quick links to helpful resources like the Data Dictionary and our Online Training materials, giving you a one-stop-shop for accessing and understanding the available data within EVAMOSC. We're committed to making your data exploration and analysis as seamless and informative as possible!

▲ Snapshot of the Data Directory

## Looking Ahead: What's next for EVAMOSC?

### Inventory Management

EVAMOSC is creating a new Inventory Management Workbook to help make the management of inventories more effectively. The Inventory Management Workbook will provide a unified, data-driven view of inventories maintained by Plant 2000 units funded through Operation and Maintenance Army (OMA). Later releases will add additional services and appropriations. This powerful tool improves visibility, speeds up decision, strengthens readiness, and provides actionable intelligence for continuous improvement, supporting fact-based decision-making.

### Unveiling Contract Finance Data

EVAMOSC is developing a new dashboard that provides unprecedented visibility into your contracts and finance data, linking it with purchasing information in a unified view. The purpose is to integrate cost and contracts data and map costs to a Cost Element Structure (CES). By providing a comprehensive view of contract-related financial data, this dashboard will empower you to make more informed decisions, understand contract spending, and ensure better financial oversight. Stay tuned for release announcements for this powerful tool, further enhancing your ability to manage and analyze financial data within EVAMOSC!

We strive to provide you with the most complete and accessible platform through EVAMOSC. Your feedback and involvement are essential to us as we continue to develop EVAMOSC to best serve your evolving requirements. Contact us at [osd.mc-alex.cape.mbx.evamosc-helpdesk@mail.mil](mailto:osd.mc-alex.cape.mbx.evamosc-helpdesk@mail.mil) to learn more. We look forward to partnering with you and assisting you with EVAMOSC.

Kind regards,  
The EVAMOSC Team

### Contact Us

EVAMOSC Support Team  
[osd.mc-alex.cape.mbx.evamosc-helpdesk@mail.mil](mailto:osd.mc-alex.cape.mbx.evamosc-helpdesk@mail.mil)

### Access EVAMOSC

[EVAMOSC Portal](#)

### Classification

UNCLASSIFIED // FOR  
OFFICIAL USE ONLY